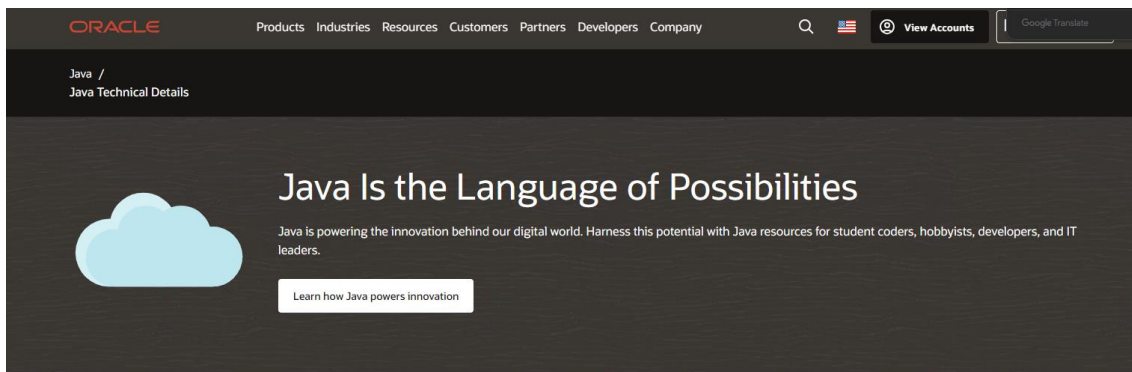


A. Download Java

<https://java.sun.com/>



Overview **Technical Details**

Newest Downloads

- Java SE 22.0.1
- Java SE 21.0.3 (LTS)
- Java SE 17.0.11 (LTS)
- Java SE 11.0.23 (LTS)
- Java SE 8u411
- Java Card 3.1

1. 選 Java SE 22.01版本

2. 揀選你的作業系統

JDK 22 JDK 21 JDK 17 GraalVM for JDK 22 GraalVM for JDK 21 GraalVM for JDK 17

JDK Development Kit 22.0.1 downloads

JDK 22 binaries are free to use in production and free to redistribute, at no cost, under the [Oracle No-Fee Terms and Conditions \(NFTC\)](#).

JDK 22 will receive updates under these terms, until September 2024, when it will be superseded by JDK 23.

Linux macOS **Windows**

Product/file description	File size	Download
x64 Compressed Archive	184.14 MB	https://download.oracle.com/java/22/latest/jdk-22_windows-x64_bin.zip (sha256)
x64 Installer	164.31 MB	https://download.oracle.com/java/22/latest/jdk-22_windows-x64_bin.exe (sha256)
x64 MSI Installer	163.06 MB	https://download.oracle.com/java/22/latest/jdk-22_windows-x64_bin.msi (sha256)

例子 Wins 64bit,
選這個

B. Class Example1

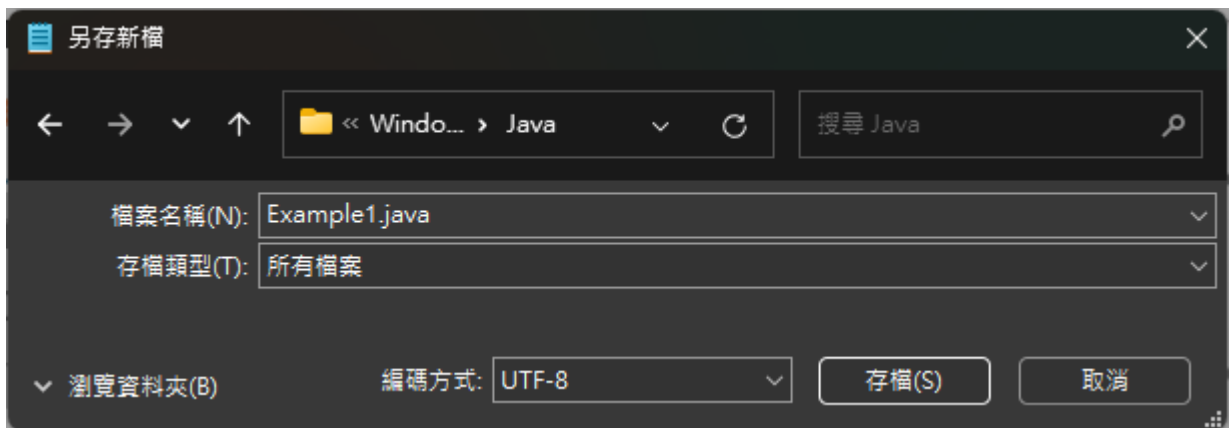
1. 在Note Pad輸入以下文字

```
class Example1{
    public static void main(String
args[]) {
        System.out.println("Hello World");
    }
}
```

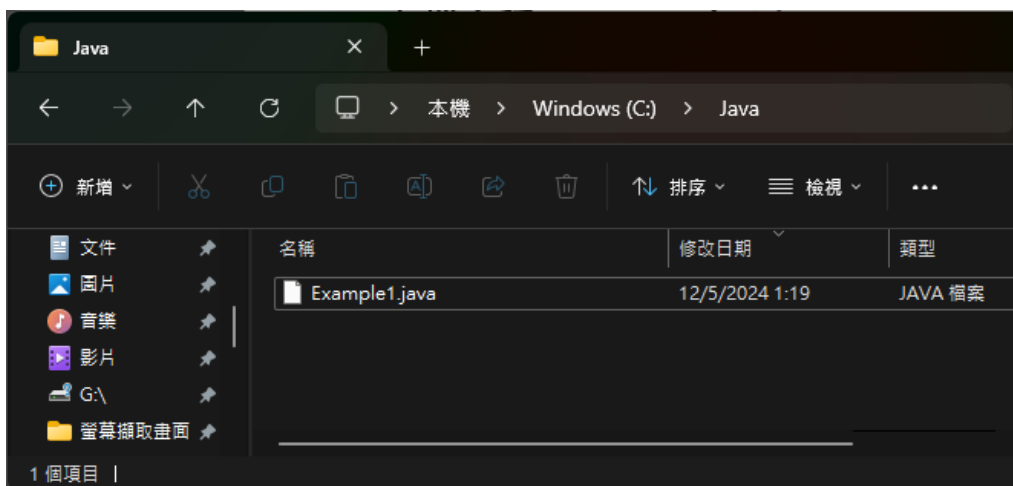
2. Save 係 C drive, 建立 “Java” Folder

存檔名稱：Example1.java

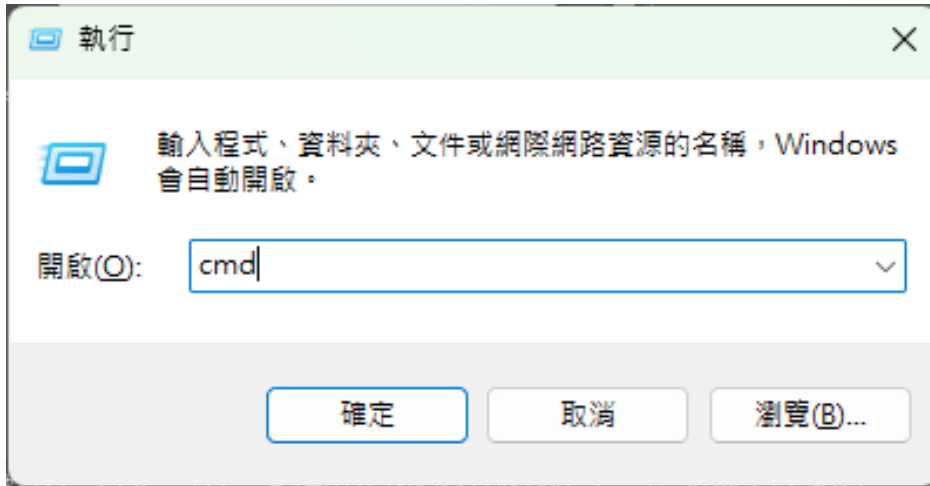
存檔類型：所有檔案



3. “Java” Folder 會見到呢個file



4. 輸入 WIN+R 進入終端機畫面, 再輸入指令 cmd



5. 依以下次序輸入藍色字的指令

~ 成功出現Hello World後, 可換自己的名字試試

```
C:\WINDOWS\system32\cmd. x + v
Microsoft Windows [版本 10.0.22631.3447]
(c) Microsoft Corporation. 著作權所有, 並保留一切權利。
C:\Users\Iris Luk>cd c:\java

c:\java>dir
磁碟區 C 中的磁碟是 OS
磁碟區序號: A69F-87BB

c:\java 的目錄
10/05/2024 21:48 <DIR> .
10/05/2024 22:09 420 Example1.class
10/05/2024 22:08 101 Example1.java
                2 個檔案      521 位元組
                1 個目錄 871,038,361,600 位元組可用

c:\java>javac Example1.java

c:\java>java Example1
Hello Iris

c:\java>
```

```
Microsoft Windows [版本 10.0.22631.3447](c)
Microsoft Corporation. 著作權所有, 並保留一切
權利。

C:\Users\Iris Luk>cd c:\java

c:\java>dir
磁碟區 C 中的磁碟是 OS
磁碟區序號: A69F-87BB

c:\java 的目錄
10/05/2024 21:48 <DIR> .
10/05/2024 22:09 420 Example1.class
10/05/2024 22:08 101 Example1.java
                2 個檔案      521 位元組
                1 個目錄 871,038,361,600 位元組可用

c:\java>javac Example1.java
c:\java>java Example1
Hello World

c:\java>
```